


LOCKER CABINETS




LOCKER CABINETS
SQUARE BACK

LOCKER CABINETS

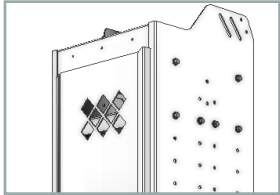
SQUAREBACK LOCKER CABINETS



Our Square back locker cabinets are fabricated with 5052-H32 .100" thick aluminium. They are lightweight, strong and sturdy. All models come with our adjustable Hook and Hang system, a 1.250" inch aluminium hang rod and best of all, the door can be installed in a left or right configuration. Carefully designed with smart and functional features that are based upon 50 years of design, fabrication and installation experience.

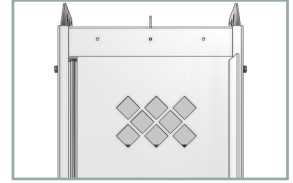


SILENT. Our shelf dividers offer a sturdy & adjustable. Fabricated with our unique Rattle Free design.




ADJUSTABLE. The top and lower shelf* can be adjusted in 2" increments.


**when applicable*




VENTILATED. Our Locker cabinets come standard with top and bottom ventilation cut-outs.



CONVENIENCE. Our unique hook&hang system is fully adjustable and comes standard in all of our locker cabinets.



SMART. Our bottom pan design gives you extra room to use a powerdrill, and is designed to bolt down on the top of the floor's strengthening ribs.




1 SHELF, 2 HOOKS AND HANG ROD



								OPTIONS		
PART NUMBER	DEEP (IN.)	WIDE (IN.)	HIGH (IN.)	STD SHELF	STD DIVIDERS	STD IN SHELVES	WEIGHT (LBS.)	TOP IN SHELF	BOTTOM IN SHELF	1 TOP SHELF LINER
12-1136-1	11.5	14	36	1	1	0	27	INS-011	INS-011	LSL-11
12-1336-1	13.5	14	36	1	1	0	30	INS-013	INS-013	LSL-13
12-1536-1	15.5	14	36	1	1	0	32	INS-015	INS-015	LSL-15
12-1836-1	18.5	14	36	1	1	0	35	INS-018	INS-018	LSL-18


LOCKER CABINETS



SQUARE BACK LOCKER CABINETS



2 SHELVES, 2 HOOKS AND HANG ROD



PART NUMBER	DEEP (IN.)	WIDE (IN.)	HIGH (IN.)	STD SHELF	STD DIVIDERS	STD IN SHELVES	WEIGHT (LBS.)	OPTIONS		
								TOP IN SHELF	BOTTOM IN SHELF	1 TOP SHELF LINER
12-1148-2	11.5	14	48	1	1	1	38	INS-011	INS-011	LSL-11
12-1348-2	13.5	14	48	1	1	1	34	INS-013	INS-013	LSL-13
12-1548-2	15.5	14	48	1	1	1	44	INS-015	INS-015	LSL-15
12-1848-2	18.5	14	48	1	1	1	49	INS-018	INS-018	LSL-18




3 SHELVES, 2 HOOKS AND HANG ROD



PART NUMBER	DEEP (IN.)	WIDE (IN.)	HIGH (IN.)	STD SHELF	STD DIVIDERS	STD IN SHELVES	WEIGHT (LBS.)	OPTIONS		
								TOP IN SHELF	BOTTOM IN SHELF	1 TOP SHELF LINER
12-1158-3	11.5	14	58	1	1	2	47	INS-011	INS-011	LSL-11
12-1358-3	13.5	14	58	1	1	2	51	INS-013	INS-013	LSL-13
12-1558-3	15.5	14	58	1	1	2	55	INS-015	INS-015	LSL-15
12-1858-3	18.5	14	58	1	1	2	61	INS-018	INS-018	LSL-18

LOCKER CABINETS

SQUAREBACK LOCKER CABINETS



3 SHELVES, 2 HOOKS AND HANG ROD



PART NUMBER	DEEP (IN.)	WIDE (IN.)	HIGH (IN.)	STD SHELF	STD DIVIDERS	STD IN SHELVES	WEIGHT (LBS.)
12-1163-3	11.5	14	63	1	1	2	50
12-1363-3	13.5	14	63	1	1	2	54
12-1563-3	15.5	14	63	1	1	2	59
12-1863-3	18.5	14	63	1	1	2	65

OPTIONS

TOP IN SHELF	BOTTOM IN SHELF	1 TOP SHELF LINER
INS-011	INS-011	LSL-11
INS-013	INS-013	LSL-13
INS-015	INS-015	LSL-15
INS-018	INS-018	LSL-18



3 SHELVES, 2 HOOKS AND HANG ROD



PART NUMBER	DEEP (IN.)	WIDE (IN.)	HIGH (IN.)	STD SHELF	STD DIVIDERS	STD IN SHELVES	WEIGHT (LBS.)
12-1172-3	11.5	14	72	1	1	2	56
12-1372-3	13.5	14	72	1	1	2	61
12-1572-3	15.5	14	72	1	1	2	65
12-1872-3	18.5	14	72	1	1	2	72

OPTIONS

TOP IN SHELF	BOTTOM IN SHELF	1 TOP SHELF LINER
INS-011	INS-011	LSL-11
INS-013	INS-013	LSL-13
INS-015	INS-015	LSL-15
INS-018	INS-018	LSL-18