


BOOKSHELF UNITS



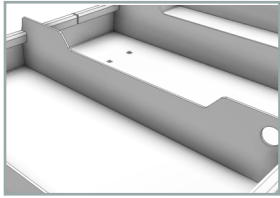
BOOKSHELF UNITS
PROFILED BACK

BOOKSHELF UNITS


PROFILED BACK BOOKSHELF UNITS



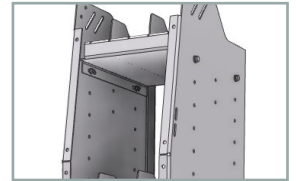
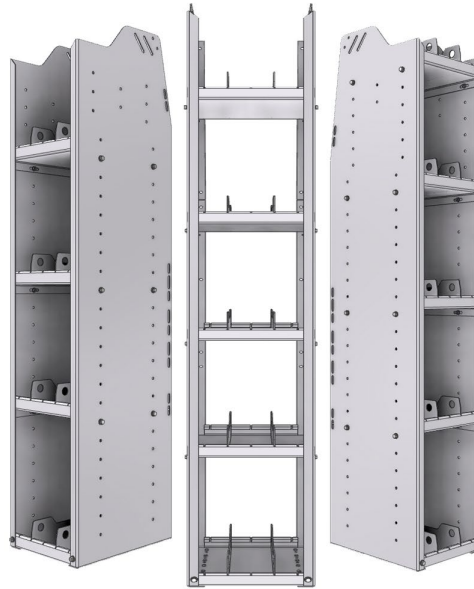
Our profiled back bookshelf modules are fabricated with 5052-H32 .100" thick aluminium. They are lightweight, strong and sturdy thanks to special aluminum alloys and advanced precision forging methods. Carefully designed with smart and functional features that are based upon 50 years of design, fabrication and installation experience. Our wide array of module dimensions makes it easy to satisfy your individual storage requirements.




SILENT. Our shelf dividers offer a sturdy & adjustable. Fabricated with our unique Rattle Free design.



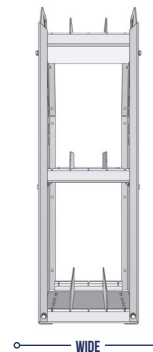
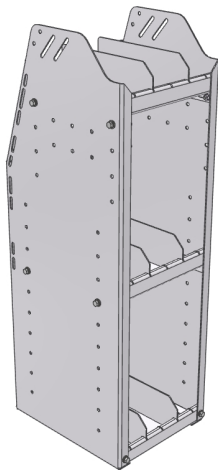
ADJUSTABLE. Our Side Panels are designed so you can adjust your shelves in 2" increments.



FLEXIBLE. Our shelving modules are designed to accommodate our unique backpanelling option.




SMART. Our 1.5" lower lip design gives you extra room to use a powerdrill, and is designed to bolt down on the top of the floor's strengthening ribs.



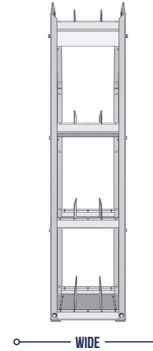

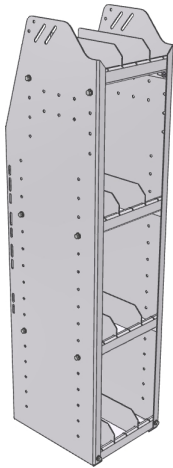
OPTIONS

PART NUMBER	DEEP (IN.)	WIDE (IN.)	HIGH (IN.)	NRW / STD SHELVES	NRW / STD DIVIDERS	WEIGHT (LBS.)	BACK PANEL	NRW SHELF	STD SHELF	1 NRW DIVIDER	1 STD DIVIDER	1 NRW SHELF LINER	1 STD SHELF LINER
29-1336-3	13.5	11	36	1 / 2	2 / 4	21.79	BBP-136	NBS-11	SBS-13	DV-121	DV-103	BNL-11	BSL-13
29-1536-3	15.5	11	36	1 / 2	2 / 4	24.17	BBP-136	NBS-13	SBS-15	DV-123	DV-105	BNL-13	BSL-15
29-1836-3	18.5	11	36	1 / 2	2 / 4	27.66	BBP-136	SBS-15	SBS-18	DV-105	DV-108	BSL-15	BSL-18


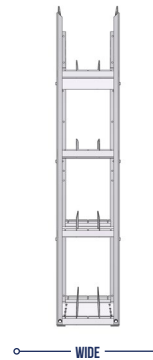
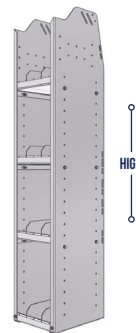
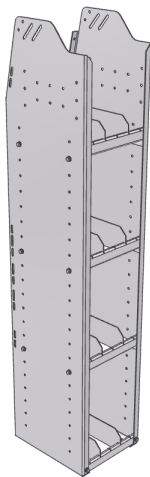
BOOKSHELF UNITS



PROFILED BACK BOOKSHELF UNITS




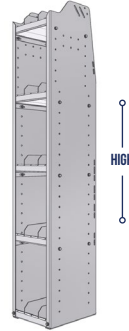
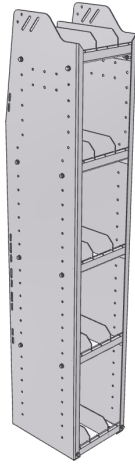

PART NUMBER	DEEP (IN.)	WIDE (IN.)	HIGH (IN.)	NRW / STD SHELVES	NRW / STD DIVIDERS	WEIGHT (LBS.)	OPTIONS						
							BACK PANEL	NRW SHELF	STD SHELF	1 NRW DIVIDER	1 STD DIVIDER	1 NRW SHELF LINER	1 STD SHELF LINER
29-1348-4	13.5	11	48	1 / 3	2 / 6	28.06	BBP-148	NBS-11	SBS-13	DV-121	DV-103	BNL-11	BSL-13
29-1548-4	15.5	11	48	1 / 3	2 / 6	31.25	BBP-148	NBS-13	SBS-15	DV-123	DV-105	BNL-13	BSL-15
29-1848-4	18.5	11	48	1 / 3	2 / 6	35.98	BBP-148	SBS-15	SBS-18	DV-105	DV-108	BSL-15	BSL-18




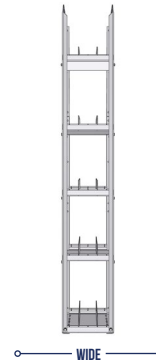
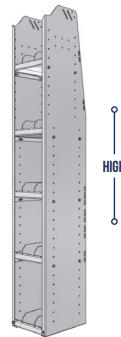
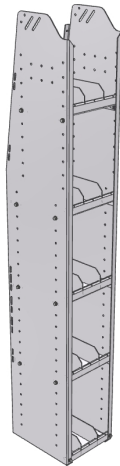
PART NUMBER	DEEP (IN.)	WIDE (IN.)	HIGH (IN.)	STD SHELVES	STD DIVIDERS	WEIGHT (LBS.)	OPTIONS			
							BACK PANEL	STD SHELF	1 STD DIVIDER	1 STD SHELF LINER
29-1358-4	13.5	11	58	4	8	31.63	BBP-158	SBS-13	DV-103	BSL-13
29-1558-4	15.5	11	58	4	8	35.20	BBP-158	SBS-15	DV-105	BSL-15
29-1858-4	18.5	11	58	4	8	44.54	BBP-158	SBS-18	DV-108	BSL-18

BOOKSHELF UNITS

PROFILED BACK BOOKSHELF UNITS



PART NUMBER	DEEP (IN.)	WIDE (IN.)	HIGH (IN.)	NRW / STD SHELVES	NRW / STD DIVIDERS	WEIGHT (LBS.)	OPTIONS						
							BACK PANEL	NRW SHELF	STD SHELF	1 NRW DIVIDER	1 STD DIVIDER	1 NRW SHELF LINER	1 STD SHELF LINER
29-1363-5	13.5	11	63	1 / 4	2 / 8	35.42	BBP-163	SBS-11	SBS-13	DV-101	DV-103	BSL-11	BSL-13
29-1563-5	15.5	11	63	1 / 4	2 / 8	39.53	BBP-163	SBS-13	SBS-15	DV-103	DV-105	BSL-13	BSL-15
29-1863-5	18.5	11	63	1 / 4	2 / 8	45.69	BBP-163	NBS-15	SBS-18	DV-125	DV-108	BNL-15	BSL-18



PART NUMBER	DEEP (IN.)	WIDE (IN.)	HIGH (IN.)	NRW / STD SHELVES	NRW / STD DIVIDERS	WEIGHT (LBS.)	OPTIONS						
							BACK PANEL	NRW SHELF	STD SHELF	1 NRW DIVIDER	1 STD DIVIDER	1 NRW SHELF LINER	1 STD SHELF LINER
29-1372-5	13.5	11	72	1 / 4	2 / 8	37.46	BBP-172	NBS-11	SBS-13	DV-121	DV-103	BNL-11	BSL-13
29-1572-5	15.5	11	72	1 / 4	2 / 8	41.94	BBP-172	NBS-13	SBS-15	DV-123	DV-105	BNL-13	BSL-15
29-1872-5	18.5	11	72	1 / 4	2 / 8	48.59	BBP-172	SBS-15	SBS-18	DV-105	DV-108	BSL-15	BSL-18